

# Western Canada Teardrop Club

[www.cooltears.com](http://www.cooltears.com)

October  
2017

# COOLtears™

*and tiny campers*

# Of Canada



## TEARDROP CLUB OF GREAT BRITAIN



**BIG  
WOODY**

*Teardrop Campers*

***Serious about building a  
teardrop camper?***

Big Woody Camper  
**ULTIMATE KIT**

**\$899<sup>00</sup>** plus shipping



Handcrafted Custom Campers.

Plans, kits, parts and accessories for the home builder!



**BIG WOODY CAMPERS**

**715-271-0465 | [www.bigwoodycampers.com](http://www.bigwoodycampers.com)**



# Tears in the wild

Email your best shot  
to us, along with  
a brief description  
of your adventure,  
and we will publish  
the most inspiring  
collections.

Put TEARS IN THE WILD  
in the subject line  
and send to  
[sarah@cooltears.com](mailto:sarah@cooltears.com)



**BahaQue HAS YOU COVERED!**

**Trailer Cover, Shade and Tent Solutions for:**

- Little Guy Teardrops
- R-Pod Trailers
- T@B Trailers
- Safari Condo
- Aliner/Chalet/...
- And more!

**Custom Shop Services**  
We'll take your concept from napkin-drawing to finished product!  
Call us toll-free at  
888.700.TENT (8368)

\*All items are available at  [TeardropShop.com](http://TeardropShop.com)

**BahaQue**  
[www.pahaque.com](http://www.pahaque.com)  
[www.pahaquecustom.com](http://www.pahaquecustom.com)





Trailer Visors



Trailer Cover

# VINTAGE TECHNOLOGIES

*America's largest supplier of Teardrop Trailer Parts*



*Parts, Trailers, Kits & Custom Builds*  
**[www.TeardropTrailerParts.com](http://www.TeardropTrailerParts.com)**

Contact us at (517) 741-5000  
[frankbear007@gmail.com](mailto:frankbear007@gmail.com)

# COOL Tears™ and tiny campers

Magazine

Vol. 5 No. 10

October 2017

## 8 COVER STORY

### O Canada

By Pat and Heidi McCarron

## 5 LETTER FROM THE EDITOR

By Sarah Tucker

## 8 TINY CAMPER CO.

Manufacture Feature

## 10 TEARDROP CLUB OF GREAT BRITAIN

By Sarah Tucker

## 18 THE V-DROP

By Jimmi Jacobsen

## 22 CAR-GO TRAILERS

Manufacture Feature

## 28 WESTERN CANADA TEARDROPPERS

By Sarah Tucker



### Editor

Sarah Tucker

### Contributing Authors

Marilyn McCray

Pat and Heidi McCarron

Jimmi Jacobsen

© Copyright 2017 Cool Tears Magazine™ All Rights Reserved  
Cool Tears Magazine™ is a trademark. Written materials submitted to Cool Tears Magazine™ become the property of Cool Tears Magazine™ upon receipt and may not necessarily be returned. Cool Tears Magazine™ reserves the right to make any changes to materials submitted for publication that are deemed necessary for editorial purposes. The content of this publication may not be copied in any way, shape or form without the express permission of Cool Tears Magazine™. Views expressed in the articles and reviews printed within are not necessarily the views of the editor, publisher, or employees of Cool Tears Magazine™.

### Mailing Address:

Cool Tears Magazine  
2600 NE Douglas St  
Lee's Summit, MO 64064

### Connect with us!





## Letter from the Editor:

# International Flair

What an exciting month it has been as I've been preparing for this issue. While I might be a Midwestern girl at heart, it sure is fun to read all about teardrop clubs around the globe. The design styles of teardrops can vary drastically from different manufactures and home-builders but when you throw in some international cultural designs, it just makes teardrops that much more exciting.

So to all our readers from the United Kingdom who contributed, you have my deepest appreciation and respect.

In just about 10 days, we will be headed to Clinton State Park outside of Lawrence, KS for a Tearjerker's gathering. I've had so many folks email with interest and I am beyond excited to meet new friends and see friends I made back in the Spring. The Cool Tears teardrop will be making it's debut at the gathering (although I doubt it will be completely finished) and I'm in the mad dash rush to get it towable by then. This past weekend I began work on the hatch. The struggle is real people...it hasn't been easy at all. But I'm staying determined to finish it out strong.

*Until next time...enjoy every sunrise!*

**SARAH TUCKER**

Editor  
Cool Tears Magazine™  
[sarah@cooltears.com](mailto:sarah@cooltears.com)



**...life by the 'Drop**



**CUSTOM BUILT CAMPING TRAILERS**

Office 715.842.0920 • Cell 715.573.7247

Wausau, WI

**[www.tcteardrops.com](http://www.tcteardrops.com)**



# EQUIPPED WITH EVERYTHING YOU NEED.



**For an alternative closer to nature, a higher quality  
and a unique experience, the Liberty 1.**

***High Quality Materials  
Lightweight***



***Spacious Interior  
Abundant Storage***



**[www.car-gotrailers.com](http://www.car-gotrailers.com)**





# ON THE TEARDROP TRAIL WITH MARILYN

Marilyn McCray is a published author of a cookbook titled *Canning, Pickling and Freezing* with Irma Harding, the International Harvester's fictional spokesperson. Marilyn and her partner, Jim Kerkhoff, travel in a beautiful teardrop to promote the book and she has graciously agreed to share some recipes with us in a regular column. Be sure to check out her book at [teardroptrail.com/equipment-and-supplies/](http://teardroptrail.com/equipment-and-supplies/).

## GRILLED MUSHROOM SKEWERS

*This is a tasty appetizer that can be cooked on a grill or a campfire with a cooking grate.*

**2 pounds mushrooms, sliced 1/2 inch thick**

**3 tablespoons balsamic vinegar**

**2 tablespoons soy sauce**

**3 cloves garlic, chopped**

**1/2 teaspoon thyme, chopped**

**salt and pepper to taste**

**bamboo skewers**

### **Preparation:**

Marinate the mushrooms in the mixture for overnight. Skewer the mushrooms and grill over medium-high heat until just tender and slightly charred, about 2-3 minutes per side.



Teardrop Swag  
in the  
Cool Tears Shop



**cooltears.com**



## Purdy Adventure Teardrop Trailers

**HIGH QUALITY TEARDROPS AT AFFORDABLE PRICES**

PRICED RIGHT AND READY TO PROVIDE YEARS OF FUN AND RECREATION. OUR TEARDROP TRAILERS CAN BE TOWED BEHIND MOST SMALLER AND MID SIZED VEHICLES. ENJOY THE OUTDOORS!

**CALL OR EMAIL US FOR PRICES AND OPTIONS**

KEVIN PURDY PH. 503-509-9519

email: [kevinmpurdy@outlook.com](mailto:kevinmpurdy@outlook.com)

RIELEY PURDY PH. 503-509-1531

email: [rieleypurdy@gmail.com](mailto:rieleypurdy@gmail.com)

Available in kits and completed trailers. Come pick the one that is right for you.

Available in sizes 4'X8' 5'X8' and 5'X10' in kits as well as completed trailers.






---

### Manufacture Feature

---

Tiny Camper Company was founded in 2012 after building three trailers and seeing the success in the market. We decided to help a homeless

vet by building a teardrop trailer for him. It was stocked with goodies and camper gear. That build started our business and Trailers for Troops.



The most popular models we have are the Classic Sleeper with no galley and our Stand Up Canned Spam .

The Classic Sleeper is our base model allowing our customers to be creative with their design aspects. It comes with two doors, air conditioner opening for any 5,000 btu air conditioning unit. There are different color aluminum choices, 13" tires and a sturdy 4'x8' frame. This model does not have a galley which allows more space and

# FLORIDA 2017 Tiny House FESTIVAL

**Come check out Tiny Camper Company at the 2nd Annual Florida Tiny House Festival in St. Augustine, Florida on November 17-19, 2017.**

The 2017 Florida Tiny House Festival will be held at the St. Johns County Fairgrounds. There will be a large assortment of tiny houses and micro homes, workshops, presentations, vendors, entertainment, youth activities and much more. Camping is available at the fairgrounds. The event begins at 5 p.m. on Friday and 9 a.m. on Saturday and Sunday. Admission on Friday is free. Two-day admission is \$35, and one-day admission is \$20.

There will be a large assortment of tiny houses and micro-homes, work shops, presentations, LOTS of vendors, entertainment, children's activities... AND MORE!


more inside options. Simple design, with innovated ideas and weighs in at 650 pounds.

The Stand Up Canned Spam is our largest camper option with a 5'x8' trailer. From ground height it is 7' with a inside area of 5'9". It boasts a full size dinette with a large table allowing it to fold down into a comfortable sleeping area. There is a large storage area under each booth, and a small base cabinet with granite that includes a small pump sink. This unit has two windows, a large door and a front cargo rack for your cooler. The Canned Spam weighs in at about 998 pounds.

Tiny Camper Company is set apart from all other manufacturers because our mission is not to make money, but to change lives. Our goal is to use teardrop camper building as a way to reach out and help each individual that build a camper for. From Trailers for Troops, to children's cancer benefits, we strive not only to

build quality campers but to change someone's life. Each camper is created to see God's creations.

Readers can find more info on our website at [www.tinycampercompany.com](http://www.tinycampercompany.com).



Tiny Camper Company specializes in modern teardrop trailers that have a retro look reminiscent of the 1930s - 1960s.



[tinycampercompany@gmail.com](mailto:tinycampercompany@gmail.com)



[tinycampercompany@gmail.com](mailto:tinycampercompany@gmail.com)



407-906-2334



# Teardrop

★ ★ Club ★ ★

## Of Great Britain



by Sarah Tucker

**I**n July/August of 2015, Dave Moulton and his Steampunk teardrop graced the cover of Cool Tears Magazine. Teardrops have been making waves in Great Britain over the last several years. Due to the number of teardrop fans, "The Teardrop Club of Great Britain" was formed and now boasts over 1,700 members! This group uses Facebook to share photos, ideas, events and all sorts of fun with each other. According to Dave, "We're a fairly diverse group that I'd like to think inspires and encourages others wanting to join in with the teardrop community. We have members with all sorts of teardrops and each one can be considered perfect for their owners needs." Several of the members graciously shared photos of their teardrops in



**Protect your tear!**

**larry  
ALERT**

[www.larryalert.com](http://www.larryalert.com)

▪ Radar Motion Sensor
▪ Camera
▪ Speaker
▪ Alarm



## GARRY HELLINGS



I collect old garage oil pouring jugs. So tongue-in-cheek, I decided to holiday (vacation for those of us on this side of the pond) with some at old shows while sleeping in the teardrop trailer.

The photo showing the right side of trailer with TCGB on the window, you will see an old jerry can and a vertical pipe with an oil jug on the top, that's the exhaust stack and rain cowl for my gas powered fridge. It also runs on 12 volts when in tow by my little Classic Austin Mini van. The rear hatch is opened and closed by remote control electric ram

struts.

The Classic Dunlop 10 inch wheels match my tow vehicle and have a spare wheel bolted on the left side. The spare also acts as a side table as I hinged it and it is then locked into the useable table position with an old shooting walking stick. The double bed inside with the cupboard over the foot area has tambour roller doors from a vintage USA Air-stream trailer. I have a model cable car that goes left to right and back attached inside the galley hatch where the fridge, stove and pots and pans are.

## GEOFF RICHARDS



Our teardrop is a SL Industries Pod E color matched to our camper van.

Apart from the paint and bed, that's all we have done to it. We just picked it up the beginning of the year but have managed 36 nights of camping so far!







# PHIL WHELAN

I built this teardrop to tow with my trike. At the beginning of this year we toured both Wales and Anglesey. It's made from recycled aluminum sheets taken down for a local company sign. This is my 4th build.



## The Teardrop Trailer

[f](#)
[t](#)
[in](#)
[s+](#)
[p](#)

Modified

1930's Replica

[HOME](#)
[TEARDROPS](#)
[EXTRAS](#)
[RENTALS](#)
[HISTORY](#)
[D.I.Y](#)
[CONTACT US](#)
[BLOG](#)





The trailer is a 10ft x5ft wooden shell with aluminium skin. Inside it fits a king size mattress with cupboards above your feet and other storage behind your head. The galley has a 3 way fridge, gas cooker, 12 volt and electric hook up. We built the trailer about 4 years ago on an old caravan chassis.

## SIMON GREENSLADE



## NEIL MANNING

We live in the Lake District and try to get out and about in our teardrop as much as possible. This is photo was taken

on the shores of Wastwater in the Lake District.





## JEANNIE FRODSHAM

*Jeannie has had Dolly for four years and is seen here decked out in her finest duds!*



I built the teardrop a few years ago. We tend to use it at Vintage shows, where my daughter shows her collection of old bikes.

## GARY RINGER





**PAULA BEAUMONT**



**PAUL PRESSLEE**



**IAIN DUNCAN**





## ADAM WALKER



a wireless remote control. Inside there is a full size double mattress, 4 cupboards and a heater. I'm hoping to take it across Europe in the next couple of years to Italy when my 14 month old daughter is a bit older.

This teardrop is 5' wide x 10' long x 4' high and weighs 560kg. It's a wooden construction built on a braked, galvanised Caravan chassis and clad in aluminium. It has both 240v mains and 12v battery. In the galley there is a small oven, 2 cooking hobs, a fridge/freezer and cupboards/drawers. The galley hatch also lifts up electronically using



A high quality tent for your teardrop!

Visit our website for more great camping equipment and accessories

[www.familytentcamping.com](http://www.familytentcamping.com) or call 866-917-4083



The revolutionary 30 Second OzTent



## BEV & TIM






---

by Jimmi Jacobsen

---

**M**y wife and I got tired of sleeping in a cold and wet tent. It takes a lot of time to set up a tent and pulled it down. So we wanted something a lot easier, when we go to VW meetings and holidays around Denmark and Europe. That's why I got the idea of a teardrop a few years back and because I also wanted something different than the campers and caravans there are in Denmark.



My V-rod was built from scratch and has no bling bling, so my "V-drop" would also be without bling to fit the style of the car. After looking on the internet for a few years, I decided to go for the wooden look, because there isn't one in Denmark. So both the car (when it was built almost 11 years ago) and V-Drop is the first in Denmark of its kind. Fortunately, there are a few more V-rops in Denmark now, but still only one V-drop in that style.

The biggest challenge was the weight because the car can only pull 400kg. I had to be very creative to get it under the weight limit. I also wanted the design to look like it could've been built 50 years ago. I also wanted it to look homemade and not like it came out of a factory. A VW is round all over, so to match the car I did not want the V-drop



## ADVENTURE IS WAITING!

Custom Teardrop Camping Trailers  
built in Portland, Oregon



Aero Teardrops was founded with the vision of combining quality craftsmanship, affordability and extensive customization options.

503-706-6044

aeroteardrops.com

@aeroteardrops





windows or cabinets. I also did not want a kitchen in the back like many teardrops, so it ended up with a work top in the side that you can pull out.

I traded some VW parts to an old camplet (Tentwagon) that a mate had, and started by throwing the top out. The frame on one of them was triangular, so I had to build a square frame of angular iron where the bottom would be.

The inner wall is plywood. My daughter and I made a few attempts to get the right shape before I was satisfied. Because we don't use it when it's winter, there is no insulation. The under-roof is made of thin Masonite with a steam barrier under the exterior roof. The roof is some old tinplate and the outer boards are cut to match the waves in the tin. That part was quite time consuming. Since everything had to be round, I used the side windows from a 65

V-dub as a template to the door of the kitchen and the side window. The window in the door was an idea that I had after seeing Dave Moul's Campernati. Inside there is a large closet with two doors and a shelf in front for small things. The sides are covered with leather and the roof with felt. The inside design and decor are all compliments of my wife. The fenders are made of an old oil barrel that I had lying

## CUSTOM-BUILT

Made to suit your style

Every single teardrop is built to the owner's specifications!  
**If you already know what you want, just tell us.**  
 If you're looking for some guidance and suggestions, we can do that too!  
 Under 750 pounds fully equipped!

[www.bsinapodcamping.com](http://www.bsinapodcamping.com)

around. It took me 4 weeks total to build it, but it's a running project that I keep building on when I got new ideas. So it will never be finished as the next thing on the list is a roof rack at the back.

Our first trip was last year to V-Weekend which is a VW air cooled meeting. My own club "Southern Air Coolers" organized the meeting with another VW Club "Blaeserbanden." My camper was not finished inside and the last screw was put in two hours after we should have been at the meeting. The first trip was an hour drive, but everything went well and we were surprised how much space there is in it. It only measures 115 cm in width and 200 cm in the length. We went back to VWeekend this year where it won Best Kustom in Show and shine along with the V-rod. Next year, we have planned a major trip to southern Germany with some other VW's friends.







# WITH CAR-GO TRAILERS



---

## Manufacture Feature

---

### HOW DID YOUR BUSINESS GET STARTED?

After over a decade in personalized construction, manufacturing kitchens and any other furniture, we felt like it was time for a change. One day on a camping trip, Patrick, the owner, saw someone who had build a teardrop for themselves. Seeing the interest it had brought to many around, he

decided to start sketching.

Winter passed, a lot of researched had been done. When came spring, the first prototype of what would later be the Liberty 1 had seen the day. In March 2016 we officially opened Car-Go Trailers but it is only in April 2017 that we devoted ourselves entirely to this project and now 25 of our teardrops are a little bit everywhere around Canada.



## WHAT ARE YOUR MOST POPULAR MODELS? AND/OR WHAT ARE THE MOST POPULAR OPTIONS OR ACCESSORIES?

Our most popular product is the Liberty 1. It's lightweight , 895 lbs, makes it easy to carry behind almost any car even a small sedan. The most popular option would have to be the " Deluxe

package" which includes everything you need for your camping trip: mattress, battery, lights, 12V outlets, 110V outlets, aluminum storage box. The second most popular option would be the colour. We have many accessories available but our customers really appreciate the Rhino Rack roof bars and the awning because it is easily set up and the awning gives you additional space to relax outside.

## WHAT DO YOU THINK SETS YOUR TRAILERS APART FROM OTHERS?

First of all, many options are available to our customers. They can choose from a range of colors and accessories and we always try to meet their needs. Two different mattress sizes are available

which will give the opportunity to taller people to have the space they need for a good night sleep.

In the teardrop world, we often see fiberglass and vinyl but we live in a time where we need to be more environmentally conscious which is why we use wood and aluminum, two products that can be recycled. Using these materials is also what gives our Teardrops such an elegant style that will look great behind any car.

## HOW CAN OUR READERS FIND OUT MORE ABOUT YOUR CAMPER OR CONTACT YOU TO PURCHASE A UNIT?

Additional information on our products and their options are available on our website. For any questions or inquiries about purchasing a Liberty One, we can easily be reached via our contact forms available at [www.car-gotrailers.com](http://www.car-gotrailers.com) or by phone at 514-961-4755.






# *OB Canada*

**A PHOTO ESSAY THROUGH THE  
GRAND TETONS, YELLOWSTONE,  
THEODORE ROOSEVELT NATIONAL  
PARK AND THE BADLANDS.**

*Photographs and stories by*  
**Pat and Heidi McCarron, Wallaceburg ON**







**M**y husband built our teardrop several years ago, and at my urging, he repainted it like the Canadian flag. This photo was taken in early June 2017, my first trip to the Grand Tetons. The majesty of the scenery brought tears to my eyes. Over the next two weeks we would tour through Wyoming, Montana, and the Dakotas, seeing new places and revisiting others. We saw all varieties of animals, from bears and buffalo to wild horses.



For most of our adult lives, my husband Pat and I were interior campers – canoeing, portaging, and tenting in Algonquin Park. We're also bikers, and one year we went from the Blue Ridge Mountains into the Great Smoky Mountains. Some other bikers told us about Cades Cove in Tennessee, and we rode there and I was hooked. We stayed a couple times in a tent in the Cades Cove campground, but bears were a concern. Bears became a concern in Algonquin as well after the removal of the railroad tracks through the park. Twice we had bears right in our campsite. So a few years back, Pat asked if I would be comfortable sleeping in a box that was about four feet high. I responded with, "Depends. Am I dead?" My reservations not a hindrance, Pat began to construct a teardrop from the ground up, and in the end, I loved it. The amount of storage inside, and the great functional kitchen in the back made me very happy. We made several trips with it and the only real adjustment needed was to tone down the white kitchen interior and the brightness of the lights, as the combination would have helped airplanes land.





This past June, we packed the teardrop, freshly painted by Pat in the theme I argued for and won (over his suggestions of a giant lady bug or a watermelon), and headed for Yellowstone National Park. We spent two weeks touring Grand Tetons and Yellowstone, and revisiting Theodore Roosevelt National Park and The Badlands. We garnered a lot of attention. In Nebraska, at a gas station, a cowboy-hatted guy said,

“You’re from Ontario!” My husband grinned and quipped, “How’d you know?” The cowboy replied, “Saw your license plate!” In North Dakota, kids passing our campsite respectfully sang O! Canada. Others from Canada honked and waved at us. We had weather across the spectrum, from hot sun to rain to snow and back again to hot sun. It was almost like camping for a week in Northern Ontario!







---

by Sarah Tucker

---

**W**estern Canada is home to some of the most extraordinary campgrounds, that are known not only for their beauty but for their character. Some have natural beaches, wild waves and dynamic ocean views. Others surround remote fishing lakes or hide among trees in old-growth forests. The teardrop industry is booming in that area and now there are almost 200 people in the Western Canadian Teardrop group.





Barrie Koltusky and his wife Judy, started the group with the intent of raising awareness for teardrop trailers. Their plan is working. Barrie is quite outgoing and is the momentum behind WCT. He has built quite a few trailers and is pretty good about sharing pictures and stories on his builds on the Facebook page.

Pamela Koltusky, Barrie's daughter says, "My dad is one of my hero's. I look up to him and always want to be doing the cool stuff he does. He is building tear drop trailers as a hobby... So of course as his lol mini me... I



Barrie and Judy Koltusky's teardrop



Pamela Koltusky's teardrop

got in on this too. My dad helped me build my first teardrop and now we are on my second. A bit larger and more detailed. Can't wait to make him smile when we are done! I'm pretty proud to pull my tear along side him at car shows and family vacations. I will always have the memories of dad and I building tears in the shop together. Just like my dad and my grandpa shared memories together."

Don and Sheila Hill are retired engineers who built a teardrop in 2014. Their son was involved in downhill bike racing at the time so the trailer had to carry

**Premium Teardrop Trailers**  
Hand crafted for your next adventure

**Gnome HOMES**  
Live a little.  
gnomealittle.com

Live a little  
www.gnomealittle.com

GNOME SWEET GNOME





### Don and Sheila Hill's teardrop



bikes and be capable of feeding a hungry crowd. The trailer usually has a 4 bike rack on the front but has also hit the road with a fully loaded 6 bike rack. All their extra coolers, tents and sleeping bags get tossed into the teardrop. All the weight is part of the reason for the 3500 lb axle and 14" radials. The other reason is that he lives in the city with limited parking space so the teardrop trailer also has to be usable as a utility trailer. The camper is easy to jack up off the frame, support on stands in the garage and wheel the trailer out from under it. It has hauled lots of things from firewood and shingles to gravel and bricks.

The three burner stove with an oven in their galley is always a huge hit. There have been many pizza parties at the back of the Rocky Mountain Woody. They camped over 100 nights and over 27,000 kms of use.



Mark and Alanna Christie are on their second teardrop build. They are avid campers and go outdoors as many weekends as they can in the summer.

Brian Dickson joined the Western Canadian Teardrop a few months back, but got to his first camping trip with the group just last weekend. He said it was great to meet the people that he got to know on-line. Brian, along with Cees Stolk, joined with their Gnome Homes teardrop trailers. They were hoping to showcase their products to the folks from High River and Calgary as they build teardrops commercially. Gnome Homes are premium teardrops made in Alberta.

Owen and Rosemary Lindsay also joined for

the 2017. Owen built his own teardrop; his first woodworking project which is a big undertaking for a first project.

The Koltusky, Hill and Christie's all got together at the 2016 River City Show and Shine. They had such a fantastic time that they thought it would be a good idea to invite more teardroppers to similar events. Barrie ran with the ball and started the Facebook group.

The River City Show and Shine teardrop contingent doubled from three teardrops last year to six this year!



**Brian Dickson's Gnome Homes**

So if you happen to live in the western half of Canada and love teardrops, be sure to check out the Western Canadian Teardrop group...you just might happen to find a whole bunch of new friends!

# REDEFINING THE RECREATIONAL VEHICLE.







## The Best Buying Experience and the Best Accessories for your Teardrop!

➡ Plus new arrivals, daily deals and live chat with our accessory experts!



10x10 Cottonwood Shelter



10x10 Cottonwood XLT



All Weather Cover




Side Mount Tent



Teardrop Lock



T@B Tent



Visit [www.teardropshop.com](http://www.teardropshop.com) or call **Toll Free: 1-844-834-5701**



**THE APP FOR  
TEARDROPPERS!**

## Connect with the Teardrop Community!

- ✓ Status Updates
- ✓ Share Photos
- ✓ Likes & Comments
- ✓ Campsite Check-Ins
- ✓ Review Campgrounds
- ✓ Connect With Campers



Now available on iOS and Android!  
<http://teardropnation.com>