

www.cooltears.com

November/December 2021

COOLtearsTM

and tiny campers
MAGAZINE

Exploring the 4 Corners of Vancouver Island, British Columbia



PLUS: 2021 Gift Giving Guide
Photo Contest Winners Announced


**BIG
WOODY**

Teardrop Campers

**Serious about building
a teardrop camper?**

Big Woody Camper
ULTIMATE KIT

\$899⁰⁰ plus shipping



Handcrafted Custom Campers.

Plans, kits, parts and accessories for the home builder!



BIG WOODY CAMPERS

715-271-0465 | www.bigwoodycampers.com



**DESIGNED
FOR THE UNPREDICTABLE
BUILT TO WEATHER IT**



Covers, Shades and Tent Solutions for :

- Little Guy Trailers
- R-Pod Trailers
- T@B Trailers
- T@G Trailers
- A-Frame Trailers
- inTech Trailers
- Hiker Trailers
- and many more

Built in the USA



PahaQue

www.pahaque.com

Poway, California

Call us toll-free at
888-700- TENT
(888-700-8368)

Also available at:  TearDropShop.com



AUTOWBRAKE
TRAILER MOUNTED
BRAKE CONTROL
MADE IN USA
A KYLK GROUP, LLC COMPANY

HIT THE OPEN ROAD

*With Autowbrake on your trailer,
just plug and tow.*



The only electric brake control with nothing installed in the tow vehicle, 100% trailer contained. Period.



www.getautowbrake.com • getautowbrake.com

COOL TearsTM and tiny campers MAGAZINE

Vol. 9 No. 6 November/December 2021

9 COVER STORY

EXPLORING THE 4 CORNERS OF VANCOUVER ISLAND, BC

Elizabeth Vezina

5 LETTER FROM THE EDITOR

Lisa Adams

6 2ND ANNUAL PHOTO CONTEST WINNERS

Anne Cox

16 2021 GIFT GUIDE

Cool Tears Staff

29 PRESS RELEASES - TINY CAMPER NEWS

Cool Tears Staff

31 TEARDROPS AND OTHER TINY CAMPERS DESIGNED FOR 4 PEOPLE

Lisa Adams

36 REGIONAL CAMPING SPOTLIGHT

Cool Tears Staff



Editor
Lisa Adams

Contributing Authors
Anne Cox
Elizabeth Vezina

© Copyright 2021 Cool Tears MagazineTM. All Rights Reserved. Cool Tears MagazineTM is a trademark. Written materials submitted to Cool Tears MagazineTM become the property of Cool Tears MagazineTM upon receipt and may not necessarily be returned. Cool Tears MagazineTM reserves the right to make any changes to materials submitted for publication that are deemed necessary for editorial purposes. The content of this publication may not be copied in any way, shape or form without the express permission of Cool Tears MagazineTM. Views expressed in the articles and reviews printed within are not necessarily the views of the editor, publisher, or employees of Cool Tears MagazineTM.

Mailing Address:
Cool Tears Magazine
51956 CR 215
Lawrence, MI 49064

Connect with us!



Letter from the Editor:



Tiny Camper Enthusiasts,

Turn off the merry-go-round, I want to get off! For our family, 2021 was similar to 2020 - it was not the year that any of us would have dreamt about. We've continued to be cautious due to the pandemic.

I mentioned last November that our home has always been a warm, inviting gathering place for friends and family. We are still struggling with what that means during the pandemic. We have chosen again to adjust our normal holiday plans during a time when we see our family and friends most. While we normally have a houseful of people for Thanksgiving and Christmas, we've chosen to keep it to immediate family instead because our part of the state still has extremely high transmission rates. One major change for us though is that we will celebrate Thanksgiving indoors this year, instead of around the fire pit like last year, since we're all vaccinated. Woo hoo! At least that's a win!

This issue includes a reader submitted article by Elizabeth Vezina that highlights Vancouver Island. I'm looking forward to travelling that far west with the teardrop, but it may need to wait a few more years since the Staff still have normal, day jobs that pay the bills. Once we hit retirement though, we're on our way! It sounds and looks absolutely stunning.

People are always interested in how many people can sleep in a teardrop or what to do with their teardrop if they start having a family. We've highlighted the teardrops or other tiny campers that are designed to sleep four people inside. This magazine is based on teardrops and other tiny campers. For us, those are defined as traditional teardrops, squaredrops, and other trailers that are generally less than 12 feet long for the trailer body. We will post that article separately on the website as well and will keep it updated as we learn about other campers that meet our criteria.

We are already hard at work on the January/February 2022 issue. Please subscribe if you haven't yet to this magazine so you don't miss any news or updates. Keep an eye on our FaceBook, Instagram, and Pinterest pages as well as YouTube as we start generating more content for you.

The Staff hopes you have a safe and blessed holiday season; however you celebrate. ■

Safe travels and stay safe

Live Tiny. Live Free.

Lisa Adams

Editor

Cool Tears Magazine™

Lisa@cooltears.com



2nd Annual Calendar Photo Contest

Winners Announced

Our community of tiny campers continues to prove that while we make “live tiny” we definitely live large! We received nearly 200 photos from around the world for our contest this year. We want to thank everyone who submitted photos in our Cool Tears and Tiny Campers photo contest.

As always, the objective of the contest is to showcase photos that celebrate tiny campers in beautiful locations around the world. Our community definitely delivered. The majority of the photos submitted were from North America, but we had a strong showing from Europe and even Australia! Our calendar features many home built teardrops, a square drop, and a “Meerkat,” which is another tiny camper.

Here are our top three finishers in our photo contest. Each of these people will receive a free calendar as well as a Cool Tears T-shirt.

- Marius Stănescu (Norway)
- Todd Henderson (US)
- Barry Scott (US)

The following people are also winners and will receive a free calendar for having a photo selected for the calendar.

- Andy Elbe (Australia)
- Stephen Arbuthnot (Northern Ireland)
- Shirley Reynolds (US)
- Joy Wickstrom Ziemnick (US)
- Debbie Day (US)
- Kai Jahnsen (US)
- Jim Pohle (US)
- Jeff Keever (US)
- Diego Ramos Cejudo (Spain)
- Bob Soergel (US)
- Gary Fortington (Australia)

A limited number of calendars are available now for purchase on our website, but when they're

gone, they're gone. Order now so you don't miss out on sharing your love of tiny campers. All orders that have been placed to date have already been shipped. [Click this link to purchase your own Cool Tears Calendar for 2022.](#)

Thank you so much for participating in our contest and we look forward to seeing your submissions for the 2023 calendar! Keep snapping photos of your camping adventures.

Are you looking for a way to score a free calendar? As a reminder, if you submit an article to Cool Tears and Tiny Campers that we use in a magazine, then we'll send you a free calendar the next year. Seriously, they're free! Just ask these people who are receiving free calendars for their submissions this year: Melody Miller for her articles on their "Dragon Tear," Angela Swiss for her article about full time living in a teardrop, Chuck Koehler for "Building Woodrow," Richard Chapman for "Tracy & I," Jenifer Madson for "The Maiden Voyage of the Zen Den," Lindsay Buerger for her Texas Tiny Trailer Rally summary, Brad Bottoms for "Yellowstone Here We Come," and Darrell Sorensen for the summary of the Sierra Nevada Teardrop Crawl.

The winning photos will be shared in the January/February 2022 issue. ■





The Best Buying Experience and the Best Accessories for your Teardrop!

Plus new arrivals, daily deals and live chat with our accessory experts!



10x10 Cottonwood Shelter



10x10 Cottonwood XLT



All Weather Cover




Side Mount Tent



Teardrop Lock



T@B Tent



Visit www.teardropshop.com or call Toll Free: 1-844-834-5701



THE APP FOR
TEARDROPPERS!

Connect with the Teardrop Community!

- ✓ Status Updates
- ✓ Share Photos
- ✓ Likes & Comments
- ✓ Campsite Check-Ins
- ✓ Review Campgrounds
- ✓ Connect With Campers



Now available on iOS and Android!
<http://teardropnation.com>

EXPLORING THE 4 CORNERS OF VANCOUVER ISLAND, BC



By **ELIZABETH VEZINA**

There is no doubt that the 2020 COVID pandemic has had a monumental effect on everyone, but like many, we have attempted to make the most of what few opportunities we were presented during this difficult time, and did our best to make some lemonade from our COVID lemons!



**YOUR NEW
FAVORITE SHOWER
IS WAITING**

**HOT.
CLEAN.
OFF THE
GRID.**

**CLICK HERE
TO LEARN MORE**

We are fortunate enough to call Vancouver Island home, our location provided us excellent isolation from the full impact of the Pandemic. Our desire to stay close to home coupled with the official travel restrictions limited our options of what we could do and where we could go. We decided to make the most of our beautiful backyard by exploring it's four corners over our summer months during three separate adventures with our trusty 2019 NuCamp T@B CSS in tow.

Like so many recently, camping during the summer of 2020 was the way to vacation and the perfect excuse for us to make the most of our newly acquired T@B 320 CSS. After four unforgettable years, and having logged 175 nights with our beloved 2016 T@G XL Max, we decided early in the spring that it was time to upgrade to something a little bigger that would provide us the flexibility of being fully self-contained with the option of the washroom and shower, as was mandated by many of our local campgrounds that closed their facilities during the Pandemic. Once we started shopping around, we quickly realised that we were not the only ones with the cunning plan of getting a new camper. We found it extremely challenging to put our hands on a new T@B, as they were a hot commodity in the spring of 2020. Prices were soaring, much of which is still the case even one year later. We persevered and were finally able to find a brand new 2019 T@B 320 CSS. We were happy to be able to continue with both the clamshell kitchen style of our T@G and the quality of build, fit and finish that we had with our previous NuCamp trailer.

Our first real test drive of our new T@B was spending a week on the southwest corner of Vancouver Island exploring what is known as the Pacific Marine Circle Loop. This short loop

is less than 300km (289 km /179 miles) so it was the perfect adventure to test our new rig and it allowed us time to camp and explore with minimum time on the road.

The loop begins following Highway 1 north through Duncan and then west on Highway 18. Just an hour away from our home in Victoria, you pull into the lakeside community of Lake Cowichan. It's a fun, quaint village to grab a coffee or some lunch and it's renowned for its river tubing. We only stopped briefly to grab lunch as we could not wait to get to our first destination near Port Renfrew to set up and stretch the legs on our new trailer.

The road between Lake Cowichan and Port Renfrew is a former logging road and though it's paved now it's very bumpy! It was definitely a great test of how secure our packing was. We made sure everything in the T@B was secured and took our time as we wound through the coastal mountain wilderness. Our destination was the Fairy Lake Recreation Site (grandgetaways.ca), which is normally open May to October, has 36 campsites, including some lakefront sites. There are no reservations allowed (first come first served), cash only, \$18 to \$20 a night, no power, no running water, with an onsite manager and clean, regularly serviced outhouses. The sites are very well maintained, in a beautiful forest of Douglas and Cedar, located minutes from the fishing village of Port Renfrew. This recreation site proved to be the perfect base for our local exploration. One of the principal attractions in the area, Botanical Beach Provincial Park is

located a mere 20 minutes away. Botanical Beach is the end point – or starting point – for both the Juan de Fuca Trail, which winds south for 47 km (29 miles), as well as the famous West Coast Trail which traverses the coastline north and east to Bamfield over 75km of beaches, ladders and bridges. At



Marine tidepool at low tide at Botanical Beach Provincial Park.

the time this article was written, the park was closed due to bear issues so make sure to visit bcparks.ca for the latest conditions. Botanical Beach never disappoints. At low tide the smooth rocky plateau that forms the shoreline is full of uniquely rich tide pools accessed as you follow the beautiful trails with fantastic geological features. Not only did we see colourful starfish and sea urchins, gooseneck barnacles, mussels, sea anemones and sea cucumbers trapped in these large deep stone pools by the receding tide, but also we saw a Grey whale with her young calf cavorting only a few meters from shore. Be sure to plan your visit for low tide or you

will miss all of the tide pools that give the beach its name. After all that beauty and fresh air, we felt we had earned a visit to a local mainstay in Port Renfrew for lunch and refreshments. The Bridgemans West Coast Eatery (pacificgatewaymarina.ca), located in Port Renfrew, is the perfect place to visit after all that fresh air. With its delicious food and great views, it was definitely the perfect end to our perfect day!

It was clear after our first night in our new trailer that we made the right choice to upgrade to a T@B, and that the Clamshell outdoor kitchen set-up similar to our T@G was also the right choice. Before taking off to our first island adventure and shortly after putting our hands on our new T@B, my husband modified the inside of the trailer by creating a U shaped dinette. Not only does this new



modification allow for a more comfortable seating area in the back of our trailer, but it also creates a nice storage area for the sleeping bag and pillows inside the new bin that forms the u-shaped dinette.

Less than an hour away was our next stop, one of my favourite annual destinations, French Beach Provincial Park (bcparks.ca). With 69 individual sites, French Beach

is a great way to get a real West Coast Experience while located only an hour away from Victoria. Not only is French Beach a great location to spend some quality time with the water and waves, but it also provides a great base of operation for some great local hikes to explore nearby wonders like the beautiful Mystic Beach and the always epic Sheringham Point lighthouse. This park is always well maintained, there are no showers but there are sani-stations and pit toilets. If this popular location is full, a great alternative is China Beach Provincial Park located just a few minutes away to the north of French Beach.

Only a few days after getting back home from our first island adventure to test out our new trailer, we were ready for more, this time heading to North Island for a two week adventure, starting out at Telegraph Cove, a five hours drive north from Victoria (picture below). We like to break the 'long drive' with an overnight in Nanaimo at the Living Forest Campground (livingforest.com). Situated right in the harbour city, the campground is a nice location to kayak or simply chill in the campsite in the forested oasis tucked away on the south outskirts of the city, with many





custom adventure trips & itineraries / outdoor events / content creation / adventure magazine



campsites offering sweeping views of the Nanaimo harbour. The campground coffee and ice cream shop, with its deck cantilevered out over the trees over top of the harbour, is definitely worth a visit. As you are making your way north, the roads are less and less busy, scenic and simple with little to no traffic. It was surprisingly smooth, especially after our road trip to Port Renfrew. Campbell River is a great location to resupply and a delicious stop along the way is Sayward Ice Cream by the local CO-OP for a refreshing treat. Telegraph Cove is located about 210 km (130 miles) northwest of Campbell River and is a former fishing and cannery village that has become a popular ecotourism location. It is a great place to launch a whale watching trip or kayaking adventure and is very popular with Europeans. We took part in a half day whale watching tour in a Zodiac that was unforgettable. We saw numerous humpback whales and ended with an escort from a super

pod of dozens of dolphins. While on North Island, we also spent a few nights in Alder Bay RV Resort, where if you are lucky, you can do some whale watching right from your campsite as the whales are regular visitors to the strait overlooked by the campground. We spent a few nights at the Alder Bay RV Park & Marina (alderbay.com). While the sites are close to one another, the waterfront view is breathtaking especially at sunset.



The campground is very well appointed with great facilities and friendly staff. Right on site, is Roxy's Diner, a North Island favourite for its burgers, tacos and draft beer! Definitely areas we will return to again as it is a great location for some world class kayaking, hiking and, of course, whale watching. We completed our two week north island trip with four nights of R&R at Miracle Beach. This Provincial Park is one of the island's favorite family holiday destinations. Situated at the midpoint between Courtenay and Campbell River, this popular destination offers a large soft sandy beach on the ocean at low tide, and includes great facilities, hot showers, and flush toilets. Reservations during the high season are a must.

A tour of the island would not be complete without making it to Tofino and that was our destination for our next island adventure. Located only 317km (197miles) from Victoria, Tofino will take between four and five hours to reach. Our favourite place to camp while in the area is Green Point Campground, a part of the Pacific Rim National Park Reserve. Getting a spot at this very popular national park campground is always a challenge and

reservations are essential (reservation.pc.gc.ca). Normally, reservations open in early January and within minutes; everything is booked for the spring, summer and fall. If you are lucky enough to secure a spot you won't regret it. There are a myriad of commercial campgrounds just outside the park, all in close proximity, that offer great alternatives if you cannot score a spot at Green Point. Perched atop the world famous Long Beach, an oasis of sand and large breaking surf, this 16km (about 10 miles) long stretch of sand forms a surfers paradise with its endless beach and end of the world feeling. The entire experience is simply spectacular, regardless of the time of year or the weather. The drive to and from Tofino can be a little Rock & Roll at times, the final stretch of highway is twisty and bumpy, so again, make sure to secure the inside of the trailer and be sure to keep track of any road closures as they are constantly working on maintaining the highway so you can make it to and from your destination without wasting any of your valuable vacation time. On our way back from another fabulous stay at the National Park, we try to make a stop in Port Alberni and book a day cruise on

the MV Frances Barkley (ladyrosemarine.com).

The day trip on this cool resupply ship as it makes its rounds to the many isolated coastal community that rely on its service, is a great and very affordable way to enjoy the tranquillity of the West Coast of the Island, as well as visiting many unique locations such as Bamfield, all the while keeping your eyes



peeled for black bears, eagles and whales.

We are very lucky to call Vancouver Island home and regardless of which direction you point your tow vehicle here, you will discover a corner of the island full of wildlife, epic scenery as mountains meet the sea, towering trees, quaint villages, shops, and restaurants to experience and explore. The options are truly endless and fun and adventures are always guaranteed. Our new T@B 320 CS-S has proven to be the perfect companion for our adventures to the four corners of our beautiful island and with just a taste of what is out there so far, we know there will be many many more adventures to come. Hopefully you can come explore our Island and we hope to see you and your teardrop here soon! ■

COOLTears™
and tiny campers
MAGAZINE

Merchandise available

from Bonfire

Love is in the air (and on the ground) - we would love to see you and your teardrop on our beautiful island - Vancouver Island, BC, Canada.





2021 Gift Guide for Tiny Camper Enthusiasts

By COOL TEARS STAFF

The holidays are just around the corner. We've put together a list of personalized gifts and stocking stuffers to help enhance your camping experience. Just click either the blue underlined text or the photos in the article and you'll go right where you can order these for the tiny camper enthusiast in your life. This year, we've separated the items into categories: Staying Clean, Memberships, Cooking/Galley, Convenience, and Miscellaneous.

Please note, we are affiliates for some of the products listed below, but not all. None of the companies that have products listed below have paid us for our endorsements. These are products that we use and believe in.

Staying Clean

Last year we published a review of [Venture Wipes](#), which are 12" x 12" shower wipes that are large enough to clean your entire body. We now have another year under our belts for using these at camp. The wipes come in single-use pouches and they are easy to slip in your pocket for wherever your adventures take you. These wipes are 350% larger than a standard baby wipe and they have a smooth side and one side is more textured to help with scrubbing. They are strong enough that they can be rinsed and then reused to keep your gear clean. We love that they use all natural ingredients (great if you have sensitive skin) and they are also biodegradable. [Venture Wipes can be purchased in different sized bags ranging from 10, 25 and even up to 300!](#) Venture Wipes also has bags of bug repellent wipes, that are all natural and biodegradable. Since we camp in the midwest and the Upper Peninsula of Michigan, where mosquitos are known as the state bird, these will definitely be stocking stuffers for our family!

We were fortunate enough this year to hear about the [Geyser System](#) while at a teardrop gathering. A few weeks later, we had a product in hand and we have several "showers" under our belts. [The Geyser System](#) is a compact, easy to use shower system that uses less than one gallon of water. A normal camp shower can use as much as ten gallons or more! They make two different models, one with a built in heater and one without. We have the one without, so we can shower more quickly and conserve 12v battery power. Our Geyser System works by plugging into a 12 volt receptacle into our teardrop, Jackery, or truck (long cord included). We pour two

liters of cold water into the Geyser and then one liter of boiling water on top of that. We heat the water on our camp stove and it only takes a few minutes to be ready to shower. Flip the switch and the built in 12v water pump starts the flow of water to the hose with the attached sponge. Each family member can have their own sponge - they are easily changed. The flow rate is adjustable, so your shower length will vary. I have short hair. I am able to fully shower, wash my hair, AND have enough hot water left over to shave my legs! Anne has longer hair and is still perfecting her technique. We love the added safety feature of the pump turning off if the water is too hot (> 113°F or 45°C) which can happen if you pour the hot water in first. The top of the [Geyser System](#) also has a warning light to let you know when you only have about 10% of your water left, so you know it's time to wrap up your shower. The scrubs are inexpensive and replaceable. An added bonus? You can use your Geyser System to wash your dishes too! Not a believer yet? [Be](#)



[sure to watch the video of their ultimate test!](#)

Pick up a Geyser System and buy a few extra sponges as stocking stuffers! We will do a full review of the Geyser System for the March/April 2022 issue of Cool Tears.

Memberships

In the January/February 2021 issue, we highlighted [AllStays Pro](#) as a way to find your next campsite. [That article is linked here.](#) AllStays Pro is useful when planning a camping trip. The membership contains over 37,000 private, state, and national park campgrounds, as well as RV parks, boondocking locations, hotels with parking, Walmarts, and casinos. You can also find truck stops with dump stations if you need to empty your tanks or cassette toilet. Are you getting low on propane and have no idea

where to fill up while on your trip or have you run into an issue with your tiny camper? AllStays Pro has a filter so you can find places that refill or sell propane. RV dealers and service centers are also shown on the map. We do use a few other services or apps as well, but AllStays Pro is nice because there are zero ads.

We are also [Harvest Hosts](#) members. In the past, they did not allow teardrops, but they have changed their rules for membership this past year. Their membership program has over 2800 wineries, breweries, farms, and museums in their database that offer



unique places to spend the night. The rules for membership may restrict some people. No rooftop tents are allowed and the website says that you must be self contained. HOWEVER, they have recently added on their website that "we allow clamshell and teardrop trailers, but their outdoor cooking facilities may not be used while on Host properties." No problem, just either eat something that doesn't require cooking or bring takeout with you. In some cases, the Hosts have meals that you can purchase, a win - win! Harvest Hosts requires that you arrive at your location before the business closes so you can patronize the business. Afterall, if you are spending the night for free, why not buy a bottle of wine, a block of cheese, or a pack of beer? Also, if there is nothing in it for the Hosts, they have zero incentives to remain in the program. [Use this link to get 15% off your membership. Once you're signed up, as long as you never let your service lapse, your price of membership will not change, even if they raise prices in the future.](#)

If you've ever looked for a place to camp you have likely used the website or app called [The Dyrt](#). We've used it for a few years, mostly to read the reviews of people that have camped in the location we're interested in, before upgrading to the Pro version. The Pro version costs \$36USD per year, but it is packed with member benefits that will quickly pay off the membership fee. One of the ways to help earn your membership fee back is by paying less at more than 1000 campgrounds across the US. You can save up to 40% on your first night (Sunday - Thursday, holidays excluded) and 10% off the other nights if they offer the premium discount. If the campground offers the standard discount, it's 10% off your stay. This is easily visible on the website (behind the paywall) or on the app. The

membership also gives you savings on gear from select retailers, such as Keen (footwear), Cruise America (America's largest RV rental company), and other gear retailers. A few other bonus features of the paid membership include offline access on the app for when you lose a cellular connection, a trip planner, and a filter to help you locate free camping areas. [The Dyrt Pro is definitely worth \\$36, but if you're not sure, you can do a free 7 day trial to see if it's worth your money.](#)

Cooking/Galley

There are a few additions we made to the galley this year and each is going to be a top pick for our gift guide this year. [First up is the adjustable leg skottle by TemboTusk](#). If you don't know that that is, [this short video we posted on YouTube, will show you what we're talking about and will quickly show how it can be used](#). Skottles were developed by South African farmers looking for a secondary use for old harrow discs. This skottle is made in America, has adjustable legs so you can adjust for uneven ground, and it comes with everything you need to get cooking, besides the fuel. [This 18" skottle by TemboTusk](#) packs down easily into the carry bag which is included. We use the skottle while camping and at home, it's dual purpose for us. Here are a few main things that we love about the skottle: It comes pre-seasoned, it's non-stick, it's heavy duty, it's easy to clean, and lastly the cooking surface temperatures vary by how far away from the middle you are. It's nice to be able to use one cooking vessel to cook things that take different temperatures all at the same time. If you're making fajitas or tacos, you can have the meat and veg cooked near the center of the skottle while the tortillas warm at the skottle edge. We have not used our skottle for baking yet, but it is possible by placing the grate in the skottle and then

putting the lid on top. According to the free cookbook that you can download from their website, you can make popcorn, rice, pasta, and soups. [The sky's the limit with the skottle by TemboTusk. Be sure to use "Cooltears" as your coupon code for a 5% discount!](#) Thank you TemboTusk! We will do a full review of our TemboTusk skottle in the May/June 2022 issue of Cool Tears.

One of our other favorite additions to the



galley is the [Omnia Stovetop Oven](#). We did a full review of this in the May/June 2021 issue. [Click here to go to the back issues of the magazine. If you watched the YouTube video above, it highlights the skottle and Omnia Stovetop Oven.](#) Read that article from the May/June issue for an in depth review of this device. The fact that we can bake anything we want while camping and not have to have a fire (fire bans) or a Dutch oven with us is great. We've made cakes, quiches, scones, lamb kofta, and more in our Omnia. We have made an upgrade since that first article though. They now offer a thermometer that is made for the Omnia, so it fits much better than the giant grill thermometer that we used

to start. You can find the [Omnia's on Amazon](#) or directly from [Omnia US at this link](#). If you're not an Amazon Prime member, do note that they offer free shipping to the Lower 48 on any orders over \$100. At a minimum, we recommend purchasing the Omnia Stovetop Oven, the baking rack (it's necessary), and at least one of the silicone molds. Those three things will qualify you for free shipping if you order directly from Omnia.

[That short little video on how we make a mushroom galette shows off three of the four items on our cooking/galley gift list.](#) We're constantly struggling with how to store food in the 12 volt fridge or cooler that we use. At home, we use a lot of glass or plastic storage containers, but they just don't fit well into our small fridge and cooler. Plus, we did break a small glass jar in the fridge earlier this year, so we try to ban glass now. While we do use Ziploc bags for some things, that's not our preference either. We try to generate as little garbage as possible while camping and they do leak. While we do wash and re-use those plastic bags at home, they're messy while camping. Last Christmas, we were given a [set of Stasher Bags](#). In the video about the mushroom galette, you can see that we kept the mushrooms in the silicon bag. Stasher bags are made from a platinum silicone that does not degrade over time. You can use them in the freezer, microwave, dishwasher and even oven. We've reheated homemade frozen enchiladas in the Stasher bags in a pot of boiling water. We even tossed in some fresh broccoli on top of the boiling water with our enchilada filled Stasher bag and had a one pot meal that was super simple to clean up. These bags are made to last and help keep plastics out of our landfills. They are food safe and pass every US, Canadian, and European Union guidelines for food safety.

Solar.
Waterproof.
Lightweight.
Luci.



The Stasher bags come in a variety of sizes to fit your needs. Since Christmas, we've purchased several more sizes and they are always in use and we've never had one leak. We especially like the stand-up bags and they get heavy use at home and while camping!

Our last cooking/galley gift idea is on the pricey side, but it has made a positive impact. Last January, I purchased the [ICECO GO20 Dual Zone Portable fridge](#). We were using a 35 quart Yeti cooler for camping, but we sometimes didn't have enough space due to the amount of ice we needed to carry. We eat well while camping and we often carry temperature sensitive items with us. We don't want everything packed in ice and we definitely need to keep meat or seafood at a safe temperature. The [ICECO GO20 Dual Zone Portable fridge](#) fits easily into a space in our galley and it can run off 12 or 24 volts as well as 110/240V at home with the adapter (it's included). The compressor has a 5 year warranty, so this thing is made to last. It does look small when you get it, we were worried we made a mistake. But with creative packing (Stasher bags above) or right sizing the containers, we've learned how to carry

several days of food in this fridge. For size comparisons, our Yeti is a 35 quart cooler, the ICECO GO20 is 21 quarts (20 liters). Since you don't need to carry ice, they actually hold about the same amount of food. And this holds temperatures well. You can keep the divider in and run one side as a freezer while the other is a fridge. Or remove the divider and make it all fridge or all freezer. It's versatile and easy to use. There is even a built-in light when you open the lid so it's easy to find what you're looking for without turning on the lights in the galley. There are other models available from ICECO, but this one fits our galley the best. Each of the above cooking/galley items we use at home and while camping and this is no exception. We live out in the country and it's a thirty minute drive to get to a larger grocery store. [We take the ICECO GO20 with us when we go to the store to bring home the frozen or cold items that we purchase.](#) It's been so useful for this that it's worth it even if you're not a camper! We can plug the fridge directly into the truck or if we know we're going to make a few more stops, we plug it into our Jackery, which we'll highlight in the next section. Next month, we are upgrading to a larger teardrop and we'll have a Dometic fridge/freezer. We will do a comparison of the two after we've used the Dometic for a few months.

Convenience

There are a few items that we love to use to make camping more enjoyable. We use solar lights at night when playing cards or to keep the path softly lit for those midnight bathroom breaks. We've used the [Luci lights by MPOWERD for two years now](#) and we often give them as gifts for Christmas or birthdays to people we know that light to be outdoors.

We believe in the work that MPOWERD does. They are a certified B Corporation which is for businesses that meet high standards of verified social and environmental responsibility, public transparency and legal accountability to balance profits and purpose. In 2012 they created Luci, an inflatable solar light with the goal of making an affordable clean energy product that can be used in any situation. [This article speaks to the good work that MPOWERD does.](#) Remember in September 2017 when Hurricane Maria hit Puerto Rico and the island lost power? That power outage lasted nearly eleven months! MPOWERD and their partners had lights on the way to every country in Hurricane Maria's path one day after landfall. In a three month span in late 2017, they had more than 65k lights either delivered or allocated to go to relief for Hurricanes Harvey, Irma, and Maria, the victims in Mexico City due to an earthquake and to Nepal and India for flooding in southeast Asia. [We use the Luci Outdoor 2.0 inflatable solar lantern.](#) It's less than \$25USD and on the lowest setting can last up to 24 hours on a charge. We normally keep these on the dash of the truck, uninflated, so they are always ready for camping or if the power goes out at home. *(The manual does not recommend keeping them on the dashboard though since it can exceed the temperature limit of the light.)*

The [Jackery portable power station](#) was a splurge when we bought the ICECO GO20. We wanted to make sure that our teardrop battery could run the teardrop with the fridge without draining the battery below 11.8 volts, which is the range where an AGM battery is considered dead. [There are many different sizes of Jackery](#) ranging from the E160 model all the way up to their new E2000 model. A

Jackery is a portable, lithium battery that has output ports on the front for USBs, USB-Cs, a DC port, AC outlets, etc. The number after the E in the model name depicts how many continuous watts the device can deliver. The units can be recharged by plugging into a car outlet, a normal outlet at home, or via solar. We've used all three charging methods with no issues. We usually use the Jackery to power the 12volt fridge for our camping trips, leaving the AGM battery to run our lights and fan. We don't have a heater in our teardrop, [but we can use the Jackery](#) and [this small 200](#)



[watt space heater](#) which is enough to keep the teardrop warm. (We normally camp where there is no electricity.) We use that heater under the desk in the office to keep our feet warm too! If you need a CPAP for sleeping, several models will get you 9+ hours of sleeping time on one charge. We also use the solar panels to top up the battery while we're camping, if needed. Since we purchased the Jackery and solar panels, we've never had to worry about our electrical usage with charging phones, watches, running the fridge, air pump for our tires, etc. We also use the Jackery most weeks when we make those trips to the

store and need to haul frozen or cold food home. We plug in the ICECO GO20 into the Jackery and then we don't have to worry about turning the truck off to go into other stores or if we want to visit family or friends when we're in town. The food stays cold and we don't have to worry about rushing home. single We've even used the Jackery when we lost power due to a storm. It was great knowing that we could keep our home refrigerator plugged in without having to run a noisy gas generator. There are other brands of portable lithium batteries in the market, [but we love our Jackery! Now through November 18, 2021 Jackery is having an early Black Friday Sale!](#)

In tiny campers, we often struggle to find good ways to store our gear. Storage can always be tough in tight spaces, but [Organized Obie](#) offers some great, reasonably priced solutions. This company is based in Elkhart, IN, also known as the RV Capital of the World and their products are made in the US. Organized Obie makes a variety of products designed to tuck in storage wherever they can. Many teardrops or other tiny campers take advantage of any flat area and use small cargo nets to hold items. Our teardrop has plastic framed pocket nets on both sides of the bed at the front of the teardrop. These hold iPads, phones, glasses, kleenex, car keys, etc. We also don't have a cabinet above our feet, so there is a cargo net there as well. [If you watch this short YouTube video](#), you'll see all of the pocket nets we have in our teardrop. If you [use the Promo code COOLTEARS](#) (all caps and no spaces), then you'll get 5% off your order! Thanks Organized Obie!

Miscellaneous

[Buy your loved one a 2022 wall calendar from Cool Tears as a stocking stuffer!](#) More than half of what was purchased have already been sold and shipped! Less than 60 calendars remain and USPS shipping will take at least 4+ days, so order now.

[Check out TearDropShop.com for gift ideas.](#)

There are so many unique items for your tiny camper enthusiast. We love their "Adventure Awaits" series of decals that can be applied to any smooth surface. If you have a Little Guy Max, MyPod, T@B, or T@G there are specific decals that show the profile of your trailer. Don't worry if you're not one of those specific brands because they also have a general teardrop shape as well. The TearDropShop has everything from jewelry, decals, coasters, laundry bags, mugs, magnets, water bottles, tote bags, dish towels, salt and pepper shakers, bottle stoppers, etc. If you're looking for anything related to teardrops, be sure to check their first!

Do you enjoy a bottle or can of beer or soda while camping? We do, but we hate the thought of bees or other bugs crawling in while we're not looking. A friend of mine was stung in the mouth by a bee when she took a drink from a can of soda. [Check out these solutions for the bottle](#) and [these for the cans](#). Both are inexpensive solutions to a problem that many of us face while outdoors with a beverage in hand.

Do you want an inexpensive way to document your travels in your tiny camper? [A RV Travel sticker map may be what you're looking for.](#) There are so many different styles to choose from, so pick one that best suits you. Some

GIFT GUIDE

of the maps have the state flags in the shape of the states, while others depict the license plate images or iconic settings for each state. If traveling all of North America is more your style, then look for one of Canada, North America, or Europe.

Lastly, head over to the [Cool Tears and Tiny Campers Bonfire store for some great shirts or sweatshirts](#). There are several styles and colors to choose from. The sweatshirt to the right is one of the designs available. ■



WE GO TO THE EXTREMES... *SO YOU CAN TOO!*

Camp-Inn Travel Trailers

Extreme Luxury Teardropping

Over 30 Options Over 100 Features

Highest Quality Materials & Finishes

Building Luxury Teardrops for 20 Years



www.TinyCamper.com

Road Toad Campers

Extreme Light Weight

Under \$6,000 - FREE SHIPPING

All Composite Construction

Pull with almost Any Vehicle

600 lbs Cargo Capacity

400 lbs Dry Weight

Extremely New - 2019



www.RoadToadCampers.com

Camp-Inn Travel Trailers and Road Toad Campers are built by Petenwell Ind. LLC

OKLAHOMA'S BEST CUSTOM BUILT TEARDROP TRAILERS

OK SCHOONERS



918.629.8311

**VETERAN
OWNED**

QUALITY CONSTRUCTION

— FROM THE FRAME UP —



FULL KITCHEN



THREE MODELS

Square Back, Wood Panel
or Aluminum Panel

OK SCHOONERS TEARDROP TRAILERS ARE INDIVIDUALLY HAND-CRAFTED, QUALITY CAMPERS. EACH IS BUILT WITH YOUR SPECIFIC OPTIONS IN AVAILABLE COLORS AND ACCESSORIES AT OUR SHOP LOCATED IN BROKEN ARROW, OK. WE DO NOT MASS PRODUCE OR USE ASSEMBLY LINES. OUR GOAL IS TO PROVIDE OUR CUSTOMERS WITH A QUALITY CUSTOM-BUILT TEARDROP AT A REASONABLE PRICE. COMPARE US TO THE COMPETITORS AND YOU WILL FIND THAT OUR VALUE, QUALITY, AND WORKMANSHIP ARE FAR SUPERIOR.

COLOR OPTIONS



Okschooners.com

Second Wind Trailers

VINTAGE TEARDROP & OVERLAND TRAILERS

DESIGN • BUILD • EXPLORE

The WHISPER

"Nathan and Stacey created a camper better than we could have ever imagined! Nathan's creativity and attention to detail is amazing!"

SIBEL ★★★★★



VINTAGE TEAR DROP SHAPE

5'X8'



WHISPER DIAGRAM



VINTAGE OVERLAND SHAPE

5'X8'



FREEDOM DIAGRAM

TWO FORMULAS

I TOTALLY LOVE BUILDING THESE TRAILERS!

CUSTOMIZE
YOUR
FREEDOM




The FREEDOM

KORI ★★★★★ NATHAN

"Nathan at second wind trailers was a dream to work with! From the second I inquired about getting a freedom trailer made by him, he was very informative and friendly. He kept me in the loop every step of the way by sending pictures and videos of the build. It was such a cool experience seeing it being built from the ground up"

Starting
With One Of
Two Recipes
It's Only The
Beginning...



3D MODEL MOCKUP

Every Single
Trailer We
Build Is
A Work
Of Art!



MICHELLE ★★★★★

"Nathan was so transparent through the build process we are so happy with the customizations we were able to add to our trailer. He was able to work with our budget and flexible to our last minute requests. His craftsmanship is unparalleled and we really appreciate how he kept us in the loop throughout the process."

FOLLOW US ONLINE:



CHECK OUT MORE ON OUR WEBSITE:

www.SecondWindTrailers.com



NOTE: One of the great things about having a digital magazine is the ability to link you directly to the products or services that you want to hear more about. Some of the links on our website or in the magazine are affiliate links where we earn a small commission on goods that you purchase, this does NOT raise the price of what you're purchasing in any way. These commissions help us to continue to defray the costs of publishing this magazine. You may notice as you read through the magazine that if you put your mouse over any ad or hyperlink, the screen may flash briefly. You can click on that picture or hyperlink and it will take you directly to their website.

Cool Tears also participates in the Amazon Services LLC Associates Program, an affiliate program designed to help small businesses like this to earn a small fee by linking products to Amazon that you may be interested in. Again, this does NOT raise the price of what you're purchasing in any way.

We appreciate your support. If you have any questions, don't hesitate to contact either of us at Lisa@cooltears.com or Anne@cooltears.com

Harvest Hosts is a membership program that provides access to a network of wineries, farms, breweries, museums and other unique attractions that invite RVers to visit and stay overnight. Harvest Hosts now allows clamshell and teardrop trailers, but you may NOT use your outdoor cooking facility. Click the logo below to get 15% off the regular yearly price.



TEMBO TUSK

EXTREME DUTY GEAR

MADE IN USA



Skottle Grills
Camp Tables
Fridge Slides

TemboTusk.com
Info@TemboTusk.com

Made in America
Use Coupon Code: **CoolTears**



www.TemboTusk.com



Escapod Trailers

Escapod Trailers, based in Coalville, UT is going to sell their rental fleet of trailers. There are four trailers listed now on their website (<https://escapod.us/rentals-resale/>) and more trailers will be posted later this month. The price for the 2019 trailers will range from \$17K USD to \$18.5K USD and the price range for the 2021 trailers will be between \$21.5K USD to \$23.5K USD based on the wear and tear from being a rental as well as the features.

If you're looking for one of their teardrops quickly, then this might be the route for you since their normal lead time is roughly ten months.

nuCamp Names 2021 Top Dealers

Sugarcreek, Ohio. November 11, 2021 – nuCamp, a major manufacturer of campers and teardrop trailers based in Sugarcreek, Ohio, announces the Top Dealers for the 2021 model year. Those receiving awards represent the elite nuCamp dealers. Awards were based on dealership achievement on overall unit sales.

"nuCamp's goal is to partner with dealers that will give the customer the best experience. These dealers provide that experience and have also excelled in top-level sales within the nuCamp dealer network," said Scott Hubble, nuCamp's CEO. "We want to applaud these dealerships for their outstanding sales achievement over the last year."

There are four awarded categories, North American Towable Dealer of the Year, North American Cirrus Dealer of the Year, Top 5 performing towable dealers (by region) and Top Cirrus dealers.

Complete list of winners:

Top 5 Towable Dealers by Region

East Region:

D&H RV Center (NC)
Gerzeny's RV World (FL)
Miller Trailer Sales (PA)
Pete's RV Center (VT, MA, IN)
Southland RV (GA)

Central Region:

Elk River (MN)
Jerry's Camping Center (WI)
Princess Craft RV (TX)
Veurinks RV Center (MI)
Wahlberg Airstream and RV (OH)

Top 5 Cirrus Dealers

Apache Camping Center (WA, OR)
D&H RV Center (NC)
Group Alliance (QC)
Kellville Vans (UT)
Tom's Camperland (AZ)

North American Towable Dealer of the Year: Apache Camping Center (WA, OR)

North American Cirrus Dealer of the Year: Tom's Camperland (AZ)

For more information on the nuCamp products, please visit nuCamprv.com

West Region:

Apache Camping Center (WA, OR)
Scatt Recreation (CA)
Tom's Camperland (AZ)
Traveland RV (BC, AB)
Windish RV (CO)

About nuCamp

nuCamp manufactures the highest quality teardrop trailers / campers and truck campers available on the American market. Our recreational vehicle and trailer products are the result of extensive research and development, customer feedback, and the fusion of technology and old-world craftsmanship. The dedicated craftsmen and women who work at the nuCamp facility in Sugarcreek, Ohio, are committed to the principles of simplistic design, high-quality fabrication, and fanatical customer support. nuCamp is the world's largest manufacturer of teardrop trailers.





Teardrops or other tiny campers designed for 4 people

By LISA ADAMS

Teardrops, squaredrops, and other tiny campers come in different shapes and sizes. Most, by definition, are small and sleep two people. The question that many people ask is, do I have to give up the dream of having a teardrop if I have a growing family? You might be surprised with the answer.

There are many ways to accommodate larger families while camping in a teardrop trailer, but most options need someone to sleep outside of the trailer. Cool Tears recently covered a sleeping option if your tow vehicle is a pick up truck with cap or if the tow vehicle is a larger SUV. Click this link to read that article. Other people opt to use a roof top tent, or RTT. Using a RTT is a great option if the children are older and wouldn't be afraid to be in their own space overnight. We met a family of four with two high school aged children this summer and the parents slept in the RTT while the two teenagers slept in the teardrop. Other families have used an awning room or tent attached to the teardrop to house the additional family members.

But what do you do if you want all four people in the same tiny camper each night? While making your own teardrop trailer is definitely an option, we've done the research on each of the manufacturers in North America that offer a 4 person sleeping arrangement. We will continue to keep this article updated and on the website so you'll be able to search for it in the future. Stay tuned to an article in early 2022 where we will highlight the teardrop trailers that sleep three people.

We'll keep the list alphabetical.

First up is [Bend Teardrop](#) located in Bend, Oregon. This teardrop manufacturer has three main models of trailers to choose from but only the largest, "The Double Family" 6' x 12' teardrop, features sleeping for four or more people in a few different configurations. All Bend Teardrops come fully insulated, with a Max Fan roof vent, doors on each side with porch lights above the doors. These teardrops also have more features that you can add to suit your needs. The inside cabin of the Double Family teardrop is 10 feet long and fits a California King mattress (84" x 70.5"). This teardrop also features a full size bunk (70.5" x 54") which is ideal for two to three kids. There is even enough room under the bunk for extra storage. There is a railing over the length of the bunk to help keep the kids in their sleep space. This is a great option and is one of the largest teardrop trailers on the market that can fit two adults and larger children. This model of Bend Teardrop starts around \$14,000USD and then increases based on the options selected. [This YouTube video shows the inside of the trailer.](#)

The next company to offer sleeping for at least 4 people is [Boreas Campers](#) based near Denver, Colorado. The EOS-12 Hybrid model is an off-road capable squaredrop camping trailer which features a 12 foot long interior cabin. Instead of a rear galley like a traditional teardrop, the galley is along the side of the camper with the stove and sink sliding out near the rear of the trailer while the fridge slides out a few feet further to the front of the trailer. This hybrid trailer has a rear entry door, pop up top and opens into a roomy interior with 6'6" standing room and features a permanent queen bed at the front of the trailer. Towards the rear of the trailer, there is a dinette that seats 5 people that converts into a double bed (giving you sleeping for four adults). It is also possible to sleep a fifth if you add the fold down bunk option. An added bonus, inside the entry door, there is a wet bath with shower and cassette toilet, so no more late nights leaving the trailer to use the restroom. While these trailers seem like a great option to sleep 4 or 5 people in a small space, it does come with a hefty price tag. While these trailers

offer the most standard features of most we've seen and is the heaviest at 3500lbs, the base model starts at \$75,000USD and will increase based on the options selected.

[Camp-Inn Trailers](#), based in Necedah, Wisconsin manufactures the 560 Ultra Raindrop which



sleeps four people. While this is not a traditional teardrop, the Camp-Inn family calls it a Raindrop since it stretches the boundaries of a traditional teardrop. The front features an aerodynamic wrap with panoramic windows and a door on each side. When Airstream launched their Basecamp® model, I think they stole a page from this Camp-Inn trailer. From the doors back, it is a traditional teardrop. The front of the Raindrop has a built-in couch that can convert into two bunk beds that are 56" x 22." The main sleep area is a queen sized bed. Since this is a more normal teardrop size, there should be no issues fitting this in your garage as the length of the trailer from bumper to hitch is under 14'. This pricing for this model starts around \$23,000USD.

[Colorado Teardrops](#), based in Boulder, Colorado has two models that sleep four people, the Mount Massive and the Summit Pinnacle. The Mount Massive is a fully insulated 5' x 10.5' teardrop that weighs less than 1500 lbs with standard features. This teardrop is made to be pulled by a Subaru Outback. This model features a queen sized bed and has two, five foot long bunks at the front of the teardrop. When not in sleeping mode, the trifold queen mattress folds up near the rear of the teardrop and the front bunks convert to a couch. There is seating for four when in this configuration and there is even a table that can be set up between the seats, which is great for a rainy day or game night. The Mount Massive starts at \$28,000USD and there are many other options to choose from to customize the teardrop. The Summit Pinnacle trailer is roughly the same size as the Mount Massive and the interior configurations for sleeping or dinette mode are the same. The main difference between the models is their off-road capability. The Summit Pinnacle is off-road capable and includes a 3500lbs Timbren

axle-less suspension. This model also comes standard with an articulating hitch which allows the trailer more range of motion than a standard ball and hitch. The Summit Pinnacle starts at \$33,600USD before adding other options. [Here is a link to a YouTube video showing the Mount Massive trailer.](#)

[The Escapade Camper](#) company in Hutchinson, Minnesota manufactures two squaredrop trailers and both will sleep four people. The Backcountry model is a 5.5' x 10' squaredrop that starts at \$15,500USD. This fully featured trailer galley door swings open to one side instead of lifting like a traditional teardrop trailer. Escapade offers several different sleeping arrangements depending on user preference. The main sleeping area accommodates a queen size mattress and then you have the option of two bunks that run side to side or there is an option for a double wide folding bunk. This last option maintains your galley space and the people sleeping on the queen bed below will have their feet and part of their legs under the bunk. The MT-10 camper is similar in size but is more off-road ready and it includes some additional standard features, such as dimmable LED lighting controlled by interior switch or a phone app. This trailer only has one configuration to sleep four people and it's the double wide folding bunk, which maintains the full galley. This model starts at \$21,000USD.

The Helio 04 model, made by [HÉLIO RV](#) in Chemin Georges Lavaltrie, Québec will sleep two adults and two children comfortably. These are traditional teardrop shaped, but the galley is indoors, so you can stay dry and comfortable during inclement weather. This fully insulated trailer also includes a king size bed, full size door, electric brakes, large table and portable toilet. The table area will seat up to 5 people. The king size bed is the only bed in this trailer, so all four people would be sleeping in the same space. While this company is in Canada, there are several dealers throughout the United States and other parts of Canada that sell these lightweight, fully featured campers.

[Taxa Outdoors](#) is based in Houston, Texas. While these are not traditional teardrops, a few models do classify as tiny campers. The Cricket and Cricket Overland models offer sleeping for four people, provided two of the four weigh less than 130lbs and are less than five feet tall. Like some of the other squaredrop campers, these have a hybrid pop-top roof that adds interior space. It is rare to have standing room in a tiny camper and still have plenty of clearance in a standard garage. Unlike the other hybrid squaredrops mentioned in this article, the Cricket and Cricket Overland has an indoor galley, which includes a two burner stove, sink, and cooler or fridge space. The Cricket model starts at just under \$31,000USD with the kids bunks included. Taxa Outdoors also makes a larger Mantis model, but that trailer is 19 feet long, which we no longer classify as a tiny camper. The Cricket, at fifteen feet long, is the max that we would consider a tiny camper.

[TC Teardrops](#), a teardrop trailer company based in Wausau, Wisconsin has three models that can sleep up to four people. All three models allow for a queen bed and double bunk beds, if you choose the 5' x 10' trailer as your base model. For reference, TC Teardrops has standard trailer sizes of either four or five foot wide and then eight and nine foot lengths. The five foot

wide trailers also come in a standard ten foot length. The three models that will accommodate four people are the Original Trailer, the Overland model and the ORE - Off-road Expedition model. The base price for the first two models is less than \$10,000USD while the ORE starts at \$11,300USD. Each trailer features doors and windows on each side. Each trailer also comes standard with interior cabin lights and galley lights. The Overland model adds trailer brakes, larger wheels and a few other features. The ORE model has more standard features and has a mind-blowing 20" of ground clearance, so no issues following your tow vehicle wherever you may want to camp.

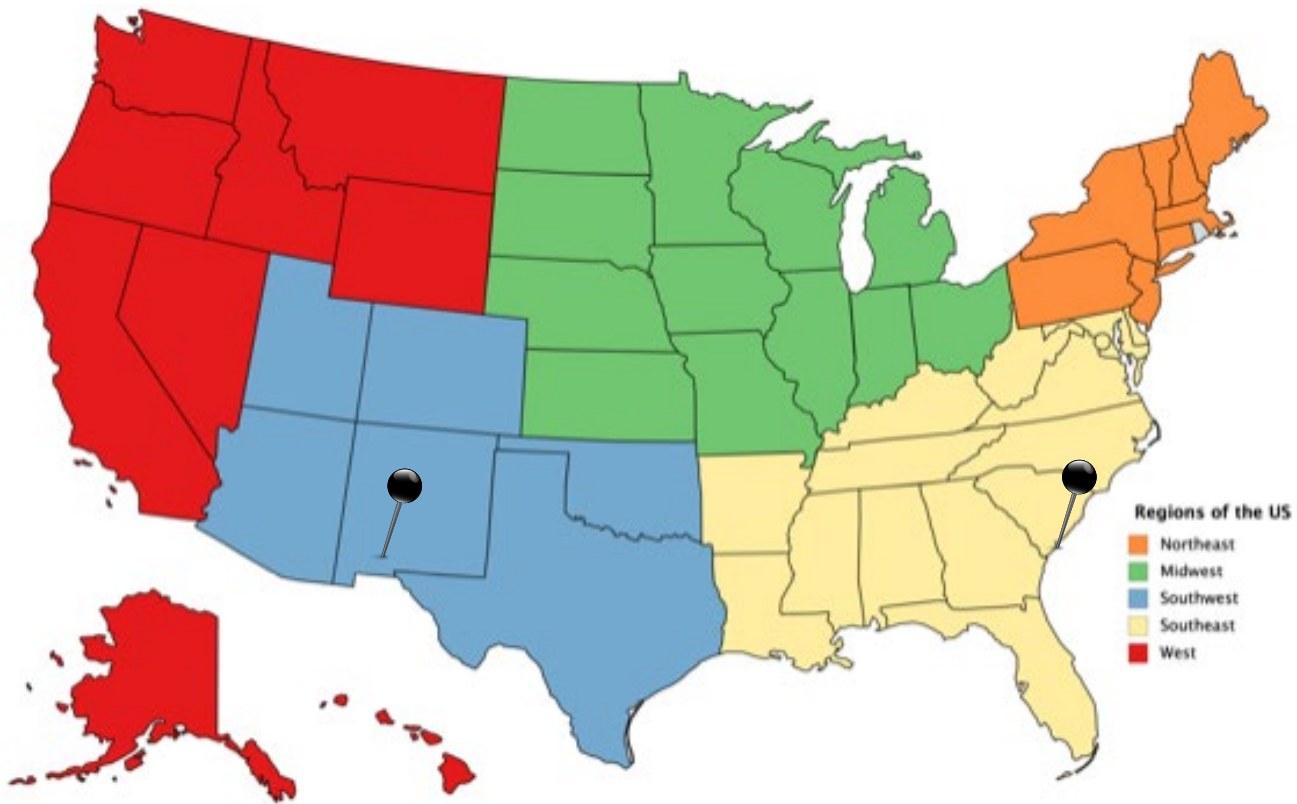
[The TetonX Hybrid](#) camping trailer is a squaredrop with a pop-top which allows for over 6 feet of standing room. The company is based in Saint George, Utah. While this differs from the Boreas campers slightly, the interiors are similar with queen size beds, dinette space, and pop-tops. The TetonX Hybrid has a side door entry instead of the rear door entry of the Boreas. This trailer offers different bunk sizes ranging from 24" wide to 54" wide, which should accommodate two additional people. The base price for the TetonX Hybrid starts at just under \$31,000USD

As mentioned above, these are the teardrops or tiny campers that we are aware of in North America that sleep at least four people. So if you're longing for that teardrop and want to live the tiny camper lifestyle, you don't need to give up the dream just because you have a family. You can safely keep all four members of your family safely tucked in the camper each night when it's time for bed and there is no need to worry if someone will slip coming out of a roof top tent (RTT).

Cool Tears will keep this article updated as we learn about more companies that offer solutions for more people. Our criteria is a teardrop or squaredrop trailer that is less than 15 feet (ideally 12 feet or less) and easily towable by an SUV. ■



REGIONAL CAMPING SPOTLIGHT



"One kind word can warm three winter months." ~ Japanese Proverb

We're hopeful that we're rounding the corner on the pandemic and as we start to engage more with those around us, the above proverb can help brighten someone's day. Please be patient and kind to those around you.

It's human nature to be resistant to change. While the staff of Cool Tears Magazine does enjoy each season because of their uniqueness, there is also a dread that comes with the build up to the actual change. The nights grow longer, the temperatures start to nose dive, and for the staff in southwest Michigan, it means the beginning of dark, gray skies for several months coupled with lake effect snow.

It's hard not to dream about camping somewhere in the United States where it's still warmer, where you can be around a large body of water and not worry that the winds are going to bring a foot or more of snow overnight.

The two state parks selected for this issue offer year round camping where you can stay near the beach and both are relatively close to beautiful, historic towns or cities if you'd like to explore further. ■

Location: Elephant Butte Lake State Park
101 NM 195
Elephant Butte, NM 87935

Getting There:

GPS Info (Latitude, Longitude):

33.625, -107.00944

33°37'30"N, 107°0'34"W

We camp in tiny campers because we love being outdoors. If you enjoy camping, fishing, or boating, then Elephant Butte Lake State Park should be on your list of destinations. The campground even offers waterfront camping sites. This is New Mexico's largest state park and is on the Elephant Butte Reservoir, north of the town Truth or Consequences. This reservoir is formed by impounding the Rio Grande River and it is the largest body of water in New Mexico. The elephant shaped island in the reservoir is an eroded core of an ancient volcano and is where the name Elephant Butte was derived. Ironically, fossils of the stegomastodon (a primitive relative of today's elephant) have since been discovered just west of the reservoir, but they did not contribute to the name.

The state park is open year round and while winter mornings will be chilly, the average daily winter temperatures are 56°F (13°C). June daytime temperatures average over 90°F (32°C). Due to the elevation of the park 4527ft (1380m) above sea level, the night time temperatures fluctuate from an average of 28°F (-2°C) in the winter to about 60°F (15°C) in July.

Elephant Butte Dam was constructed between 1911 and 1916 and was an engineering feat in it's day. The concrete dam is the major feature of the Elephant Butte National Register Historic District and the state park operates a visitor center here that describes how the dam was created.

Other Nearby Attractions

Truth or Consequences Hot Springs District - Truth or Consequences sits on a large natural aquifer that produces salty, odorless water ranging in temperature from about 96°F to 115°F (35.6°C - 46.1°C). There are many places in town to explore for a soak if you're interested.



Geronimo Trail National Scenic Byway - This scenic byway has a visitor center in Truth or Consequences and it's open 7 days a week. Stop in the visitor center to get your free map and other information about this byway named after the famous Apache warrior, who was from the area.

Number of Sites: 173

Pets: yes

Water: yes, at 144 sites

Electric: yes, at 144 sites

Price per night: \$ (\$14, electric site)

Fire Rings: yes

Picnic Tables: yes

Restrooms/showers: yes

Campground has ADA accessible sites.

Primary activities within the park: Boating, scuba diving, hiking, biking, fishing, swimming, bird watching, and paddling. Kayaks and canoes are available to rent nearby. This state park is known for its boating, fishing, hiking, and wildlife watching opportunities. In fact, this is the only location in New Mexico to find American white pelicans. Fishing is popular here and it's known for several bass species, as well as crappie, walleye, and catfish.

Pro Tip:

This park is prime for waterbird and shorebird watching from September through May. Some of the better birding locations are near the marinas. If you are interested in non-water birds, then check out Rock Canyon where tall scrubland and bird feeders at nearby houses attract different bird species.

Location: Hunting Island State Park
2555 Sea Island Parkway
Saint Helena Island, SC 29920

Getting There:

GPS Info (Latitude, Longitude):

32.3878, -80.4384

32°23'16.08"N, 80°26'18.24"W

Hunting Island State Park is the most popular South Carolina state park which boasts 5 miles of South Carolina beaches, thousands of acres of marsh and maritime forest as well as saltwater lagoons and an ocean inlet. This state park also has the only publicly accessible lighthouse in the state. If you'd like to climb the lighthouse, be aware that there is a \$2USD fee per person, only 6 people are allowed in the lighthouse at a time and children must be at least 44" tall to climb the lighthouse.

Hunting Island is always changing as erosion is constantly reshaping the island. I visited the state park in the summer of 2007 and again in November 2020. Hurricane Matthew hit this area particularly hard in October 2016 even though it was only a Category 1 hurricane by the time it made landfall. Matthew had been a Category 5 hurricane and was considered the most powerful hurricane of the 2016 Atlantic season prior to making landfall in the area. Winds reached at least 100mph and the storm surge damaged roads, homes, and uprooted trees in the area. Hurricane Matthew and Tropical Storm Irma in 2017 caused so much damage to the area that the state park was closed for two years. In fact, the park used to boast 200 campsites, today there are only 102. The state park also had to remove over 2600 trees because they were so damaged from the storms.

In 2007, the beach was lined with palm trees and it looked like tropical jungle was touching the ocean, like from a scene of the TV show "Lost." In 2020, the trees along the beach were thinned and the beach appeared larger, but it is still just as gorgeous as before.

Some of the campsites are small, but they all have fire rings, picnic tables, and electric. While the sites are small, they do seem relatively private due to the many trees, wild undergrowth, and dunes throughout the park.

Other Nearby Attractions

Savannah, Georgia is a roughly 80 minute drive southwest of the state park and is an easy day trip. To make the most of your day trip, we recommend taking a hop on, hop off trolley tour of the city. There are a few in the city and they are worth the money to learn the history, view the architecture, and to get you to interesting places to stop. You can also explore this historical city by Segway and by taking a cruise up and down the riverfront.

Number of Sites: 102

Pets: yes (some areas of the state park do not allow dogs in order to protect critical shorebird habitat)

Water: yes

Electric: yes

Price per night: \$\$\$\$\$ (\$50/night)

Fire Rings: yes

Picnic Tables: yes

Restrooms/showers: yes

Campground has ADA accessible sites.

Primary activities within the park: Visit and climb the historic Hunting Island lighthouse. Spend time doing your favorite beach activities. Hiking the numerous trails to view the maritime forests, lagoons, salt marshes, and ancient dune ridges. While hiking, look for the local wildlife which includes: alligators, loggerhead turtles, herons, egrets, other wading birds, deer, owls, and hawks.

Pro Tip: Enjoy the sunrise on this gorgeous Atlantic Ocean beach which is just a few steps from all campsites. To catch the sunset, visit the Marsh Boardwalk for the best view in the Lowcountry.



Top: Hunting Island State Park lighthouse



Left: One of the many trails to explore in the park

Uncompromising quality.



CLASSIC TEARDROP STYLE, MODERN AMENITIES

**QUALITY DESIGN & CRAFTSMANSHIP
KESTREL STARTS AT \$8,500**

PIKA STARTS AT \$14,500

CLASSIC STARTS AT \$23,400



www.timberleaftrailers.com



**Cool Tears
wants to hear
from YOU!**

Shoot an email with
your story idea and if
we use your idea we
will send a FREE GIFT
your way!



Anne@cooltears.com

#cooltearsmag



<https://www.facebook.com/CoolTearsMagazine/>



@cooltearsmag

Tag your 'grams with #cooltearsmag for a chance to be featured on our Instagram feed and in the magazine.



Time for a new adventure. Videos of our adventures, reader builds, tips and tricks. Live tiny - Live free.